

230

Universal Power
Procedures Table



230 | Ritter®
by MIDMARK

Ritter®
by MIDMARK

230 Universal Procedures Table



The Right Thing to Do—For Your Practice, Your Staff and Your Patients

As the practice of medicine changes, more procedures are being performed in the office than ever before, making efficiency essential.

Positioning patients can be a difficult task when dealing with less mobile, elderly and special needs patients. The Ritter 230, with its low height and multi-positioning capabilities is designed to improve office efficiency by allowing you and your staff to easily position patients with the touch of a button—reducing the likelihood of fatigue, back and neck strain, and workplace injury.

The Ritter 230 is designed to make patients feel more comfortable and secure when they can easily get onto a table and experience smooth and steady movement during positioning. This allows patients' anxiety to be reduced and helps them feel satisfied with the level of care you provide.

Consider the Ritter 230 Power Procedures Table a long-term investment for your practice, your staff and your patients.



The Ritter 230 with power height, back, foot and tilt allows you to effortlessly and precisely position patients for a multitude of procedures.



Ergonomic and intuitive standard hand control in an easy-to-find location.

*Shown with Moss upholstery

The Ritter 230—designed to satisfy your positioning needs.



Knee-chest
Tool-less reconfigure of the foot support provides the perfect position for lower body exams and procedures.



Lithotomy
Extending the stirrups and treatment pan, lowering the foot support and tilting the seat provide the perfect position for lower body exams and procedures.



Flat
The table supports exams and procedures requiring supine, prone, left lateral or right lateral positioning.



Low Entry
With the increasing number of elderly and disabled patients, the low entry position is designed to make it easy and safe for the patient to get on and off the table.



Trendelenburg
Whether better positioning for the patient, treating for shock or faintness, or increasing anesthesia onset, the Trendelenburg position offers a full 30° of tilt.

The Ritter 230 is a power procedures table with basic features, making it very affordable. Better yet, the Ritter brand has provided quality to healthcare professionals for over 50 years and is recognized as an industry leader.



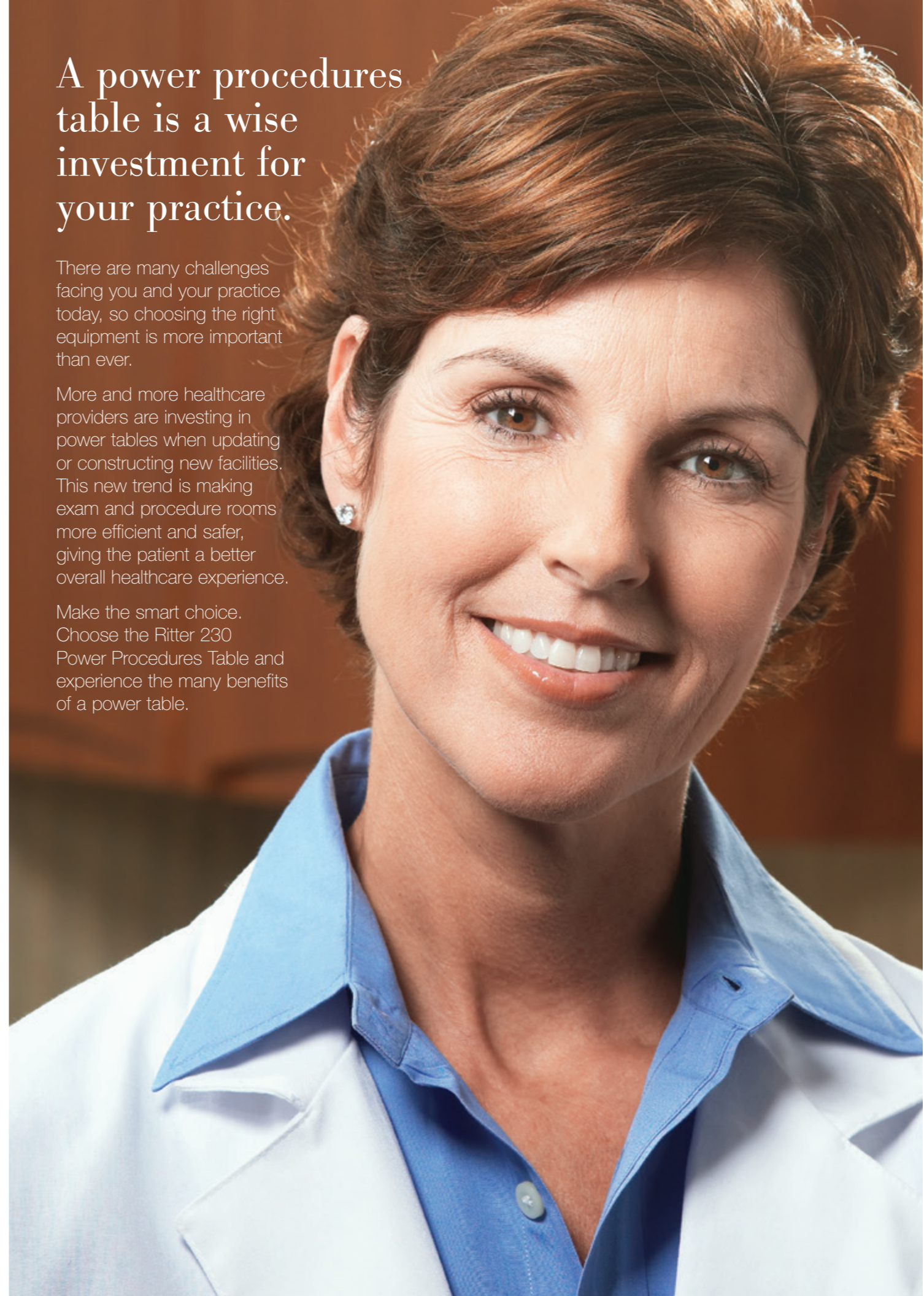
**Shown with Clay upholstery*

A power procedures table is a wise investment for your practice.

There are many challenges facing you and your practice today, so choosing the right equipment is more important than ever.

More and more healthcare providers are investing in power tables when updating or constructing new facilities. This new trend is making exam and procedure rooms more efficient and safer, giving the patient a better overall healthcare experience.

Make the smart choice. Choose the Ritter 230 Power Procedures Table and experience the many benefits of a power table.



Options designed to improve efficiency



Rotation

Exam and procedure rooms are being equipped with more and larger devices. Inefficiency results when moving these devices to the patient. Outfitting your procedure table with the rotation option simplifies this task by allowing you to move the patient instead of the device.

The simple touch of a pedal (highlighted in the photo) on either side of the table permits 350 degrees of rotation—touch the pedal again to lock the table in place. It's that easy!



*Shown with Navy upholstery



Electrical Outlets

Optional hospital grade outlets (on each side) allow easy access to electrical power, providing a clean look to the room and floor space free of power cords.

Flat Upholstery


A 24-inch wide and flat upholstery option offers greater access to the patient. The seamless design ensures a nice look and easy-to-clean surface.

Accessories that add versatility



Adjustable Arm System

Designed to offer patients a stable platform in accessing the table and sense of security during positioning. Arms rotate and lock into one of three possible positions and are removable, all without the use of tools.



Articulating Armboard

Attaches to either side of the table to support the patient's arm. The ball joint design permits multi-directional movement. Simply squeeze the lever, position the armboard and release the lever—no tools necessary.



Hand Surgery Armboard

Supports patient's arm. The telescoping pole rests on the floor to provide extra stability for delicate procedures.



24" Wide Foot Rest

Designed to provide extra width for added support under the patient's feet.



Articulating Knee Crutches

Designed to be a more ergonomic and comfortable option compared to standard stirrups, especially for lengthier procedures.



Vision Block Screen

Attaches to the optional base rail accessory and is designed to block the patient's line of site to the lower leg area to help reduce anxiety. The screen can be attached to either side of the table and adjusts vertically and horizontally.



Linear-Style Foot Control

Optional foot control accessory maintains sterile field and can be used in combination with hand control.



Double Arm Instrument Tray

Provides a convenient surface to place your instruments or supplies during procedures and gives a wide range of motion for easy reach, no matter where you are standing.




Security Straps

Designed to improve safety by securing the patient to the chair before, during and after a procedure. Security strap width and location are adjustable to accommodate different patient demographics.



Security Side Panels

Provides extra side-to-side security for the patient when side panels are in the vertical position. When in the flat position, the side panels can serve as an extra work surface.



Locking Casters

Designed to provide mobility without sacrificing valuable floor space. Casters add 3 1/2" to the minimum and maximum seat height and creates space under the chair for Mayo stand legs.



Ritter 253 LED Exam Light

Designed to be the perfect complement to any procedure room, the 253 is designed with features like easy access controls, high intensity light and an adjustable focal spot. Available in table mount and mobile options.

Ritter 230

S P E C I F I C A T I O N S



Ritter 230 Universal Power Procedures Table
(shown with optional adjustable arm system)

Specifications

Patient Weight Capacity:
450 lb (204 kg)

Height:
Minimum 22.5" (57.2 cm)
Maximum 40" (101.6 cm)

Seat Tilt Angle Range:
0° to 30°

Back Support Angle Range:
0° to 85°

Foot Support Angle Range:
0° to 90°

Upholstery Width Dimensions:
Headrest: 18" (45.7 cm)
Back support: 28" (71.1 cm)
Seat: 28" (71.1 cm)
Foot support: 18" (45.7 cm)

Patient Support Surface Length:
Flat position: 72" (185.4 cm)
Flat position with headrest
extended: 83" (213.4 cm)

Paper Roll Holder Capacity:
Holds 18" x 3.5" paper roll
(45.7 x 8.9 cm)

Stainless Steel Treatment Pan
Dimensions:
11.5" L x 9" W x 2.5" D
(29.2 x 22.9 x 6.4 cm)

Stirrups are standard

Optional Electrical Outlet Rating:
115 VAC, 3 Amps

Accessories

Ritter 253 LED Exam Light

Foot control - linear style

24" wide foot support

Adjustable arm system (right
and left side arms included)

Adjustable arm receptacle

Articulating armboard

Hand surgery armboard

Fixed armboard

Knee crutches - articulating
and fixed

Casters¹

Caster base^{1,2}

Security straps

Security side panels

Base rails

Instrument tray

IV pole

Urology drain system¹

Facial pad

Vision block screen

3' power cord

Swing arm instrument tray

Swing arm PC workshelf

Options

Electrical Outlets:
Duplex, hospital grade¹

Rotation:
Models equipped with rotation
option add 3 1/2 inches to
minimum and maximum height
specifications

Flat upholstery set, 24" wide

Electrical Ratings

115 VAC, 10 Amps, 50/60 Hz
(for electrical outlet models)


115/230 VAC, 7/3.5 Amps, 50/60
Hz (for non-electrical outlet
models)

115/230 VAC, 7.5/3.8 Amps,
50/60 Hz (for rotation models)

Safety Standards

UL 60601-1 and CAN/CSA
C22.2 No. 601.1 - M90

Ritter Upholstery Colors:



¹Not available on rotation models
²Not compatible with 24" wide foot
support

CARB 93120.2 Phase 2 Compliant

**Midmark is an ISO 13485 and
ISO 9001 Certified Company.**

For more information
or a demonstration, contact
your Midmark Dealer, or
contact Midmark Corporation,
Versailles, Ohio.
Call: 1-800-MIDMARK
Fax: 1-800-365-8631
midmark.com

Ritter[®]
by MIDMARK

© Midmark Corporation 2004
Manufactured by Midmark Corporation
Products subject to improvement changes without notice.
Litho in U.S.A. 007-0544-00 Rev. 11 (5/16)